

LED Lamp B35 6W E14 clear Candlelight

The LEDON LED 6W Candlelight B35 LED lamp brings an especially warm and inviting light to any atmosphere. With a 230° beam angle, warm 2000K color temperature provides a feel-good ambience anywhere it is needed and with only 6 watts of power consumption, this lamp will make you feel good about energy savings as well.



ITEM DESCRIPTION	ARTICLE CODE	EAN CODE	DIMMABLE
LED LAMP B35 6W/C/820 E14 230V DIM	28000532	9 009453 006158	Yes

GENERAL CHARACTERISTICS	
Shape	B35
Cap - Base	E14
Finish	Clear
Energy Efficiency Class	A
Lamp Materials	Plastic / Metal
Lifetime (hours)	25 000 h
Lifetime (years)	25 (burning time Ø 2.7 h per day)
Rated Lifetime	25 000 h
Switching Cycles	100 000
Start Time from 0% to 100%	< 0.5 s
Tc (max)	85 °C
Mercury Content	0.0 mg
Lamp Recycling	Yes - please consider the local regulations
Guarantee	5 years

LIGHT CHARACTERISTICS	
Nominal Luminous Flux	350 lm
Rated Luminous Flux	350 lm
Color	Ultra Warm White
Color Temperature	2000 K
Color Rendering Index	80
Lamp Efficacy	67 lm/W
Lumen Maintenance Factor (at end of nominal lifetime)	70 %
Beam Angle	230°
Color Consistency	< 6 Step MacAdam Ellipse
Incandescent wattage equivalent suggested by LEDON	40 W
Wattage Equivalent *	32 W
Flicker Percent	< 3 %

* according to regulations (EC) 244/2009 & (EU) 1194/2012

ELECTRICAL CHARACTERISTICS

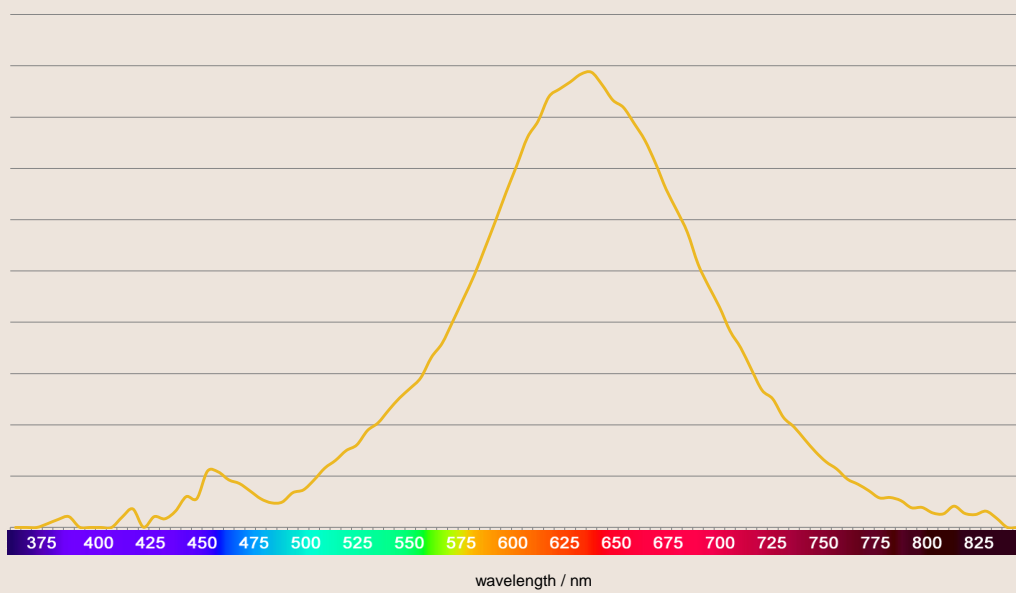
Energy Consumption	6 W
Rated Wattage	6.0 W
Operating Frequency	50/60 Hz
Supply Voltage	230-240 V AC
Power Factor	> 0.5
Input Current (measured value)	34 mA
Input Current (calculated value)	26 mA
Inrush Current	4.38 A

DIMENSIONS

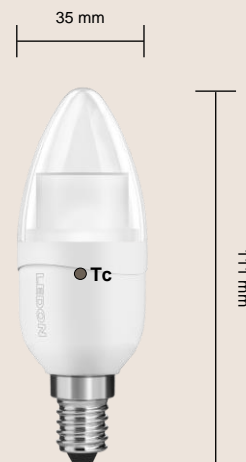
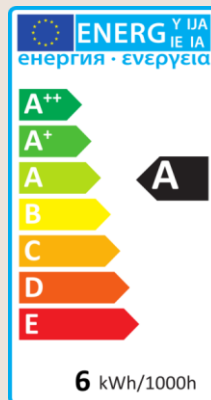
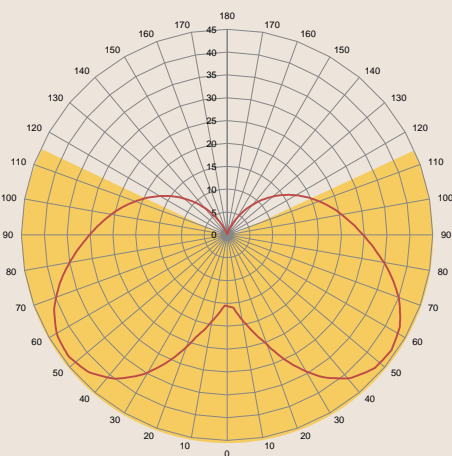
Height	111 mm
Diameter	35 mm
Weight	84 g

GRAPHICS

SPECTRAL POWER DISTRIBUTION OF LEDON 6W B35 Candlelight



230°



Find here a list with compatible dimmers: <http://www.ledon-lamp.com/en/dimmer>

Data subject to change
Last updated on: 27.07.2015